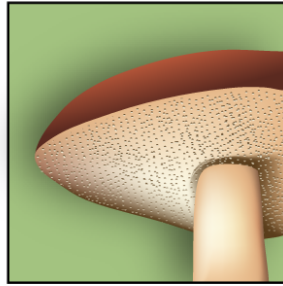


## Spore-bearing surface under cap



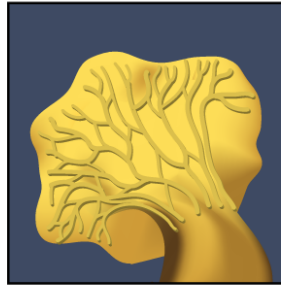
### Gills:

wide and thin sheet-like plates radiating from stem



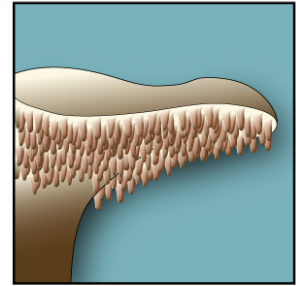
### Pores:

many small tubes ending in a spongy surface



### Ridges:

short, blunt elevated lines on stem and under cap



### Teeth:

many small finger-like projections

## Gill attachment



**Adnate** - gills widely attached widely to stem



**Adnexed** - gills attached narrowly to stem



**Decurrent** - gills running down stem for some length



**Emarginate** - gills notched immediately before attaching to stem



**Free** - gills not attached to stem



**Seceding** - gills attached, but breaking away from stem at margin (often older specimens)



**Sinuate** - gills smoothly notched and running briefly down stem



**Subdecurrent** - gills running briefly down stem

## Cap morphology



**Campanulate** - bell-shaped



**Conical** - triangular



**Convex** - outwardly rounded




**Depressed** - with a low central region



**Flat** - with top of uniform height



**Infundibuliform** - deeply depressed, funnel-shaped



**Ovate** - shaped like half an egg



**Umbillicate** - with a small, deep depression



**Umbonate** - with a central bump or knob